

Features

Alterna

Components of a system that is 100% Garaga

Panels

- 1 24-gauge commercial spec galvanized steel
Door thickness : 2", Non insulated
- 2 Steel end cap

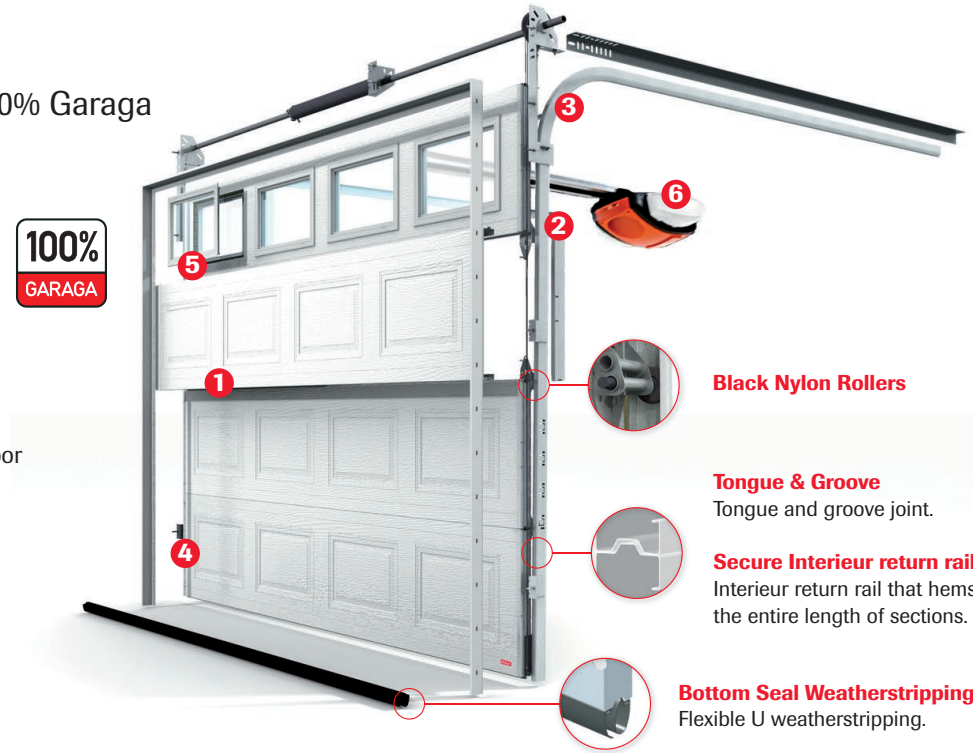


Hardware

- 3 16-gauge galvanized steel tracks
- 4 Bolted anchoring plates holding firmly the door to the wall

Accessories

- 5 One piece injected windows frame made of polypropylene. Windows is single pane
- 6 CarGO 500e or CarGO 700e; smooth, quiet & reliable garage door openers



Specifications

Decorative windows

Standard Unit



Clear

Color of frames: White, Claystone, Desert Sand and Brown.

Plastic Inserts



Williamsburg 8' and 9'



Williamsburg 14'



Williamsburg 16'



Cathedral




Sherwood




Stockton

Color of frames and inserts: White, Claystone, Desert Sand and Brown.

Available Colors



Ice White



Desert Sand



Claystone



Metro Brown

Available size


Widths:	5', 8', 9', 10', 12', 14' and 16'
Heights:	4 sections; 6' 6" to 8' (in 3" increments) *

* Also available in 9' and 10'


Warranty

Door sections:	15 years
Windows:	10 years
Value kit hardware:	1 year
Weatherstripping:	1 year
CarGo 700e:	Limited Lifetime
CarGo 500e:	15 years


Model Patterns




8' - 9'




10'



12'



14'



16'